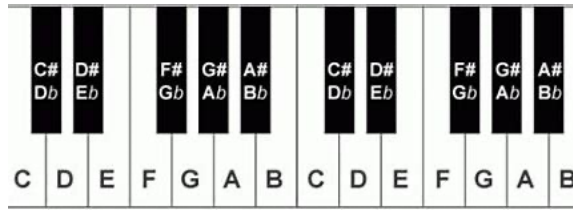


# THE HACK

## MAJOR SCALE CHEAT SHEET

RELATIVE MINOR	Scale	I	II	III	IV	V	VI	VII	I
A <sub>m</sub>	C	C	D	E	F	G	A	B	C
B <sub>b</sub> <sub>m</sub>	D <sub>b</sub>	D <sub>b</sub>	E <sub>b</sub>	F	G <sub>b</sub>	A <sub>b</sub>	B <sub>b</sub>	C	D <sub>b</sub>
B <sub>m</sub>	D	D	E	F#	G	A	B	C#	D
C <sub>m</sub>	E <sub>b</sub>	E <sub>b</sub>	F	G	A <sub>b</sub>	B <sub>b</sub>	C	D	E <sub>b</sub>
C <sub>nat</sub>	E	E	F#	G#	A	B	C#	D#	E
D <sub>m</sub>	F	F	G	A	B <sub>b</sub>	C	D	E	F
E <sub>b</sub> <sub>m</sub>	G <sub>b</sub>	G <sub>b</sub>	A <sub>b</sub>	B <sub>b</sub>	C <sub>b</sub>	D <sub>b</sub>	E <sub>b</sub>	F	G <sub>b</sub>
E <sub>m</sub>	G	G	A	B	C	D	E	F#	G
F <sub>m</sub>	A <sub>b</sub>	A <sub>b</sub>	B <sub>b</sub>	C	D <sub>b</sub>	E <sub>b</sub>	F	G	A <sub>b</sub>
F <sub>nat</sub>	A	A	B	C#	D	E	F#	G#	A
G <sub>m</sub>	B <sub>b</sub>	B <sub>b</sub>	C	D	E <sub>b</sub>	F	G	A	B <sub>b</sub>
G <sub>nat</sub>	B	B	C#	D#	E#	F#	G#	A#	B

visit <http://www.pianov.net>



- Pick your key
- Spell out your scale
- Build your chords
- Create a progression

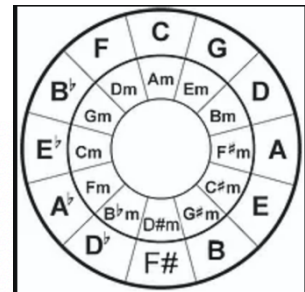
## MINOR SCALE CHEAT SHEET

RELATIVE MAJOR	Scale	I	II	III	IV	V	VI	VII	I
E <sub>b</sub>	C <sub>m</sub>	C	D	E <sub>b</sub>	F	G	A <sub>b</sub>	B <sub>b</sub>	C
E	C# <sub>m</sub>	C#	D#	E	F#	G#	A	B	C#
F	D <sub>m</sub>	D	E	F	G	A <sub>b</sub>	B <sub>b</sub>	C	D
G <sub>b</sub>	E <sub>b</sub> <sub>m</sub>	E <sub>b</sub>	F	G <sub>b</sub>	A <sub>b</sub>	B <sub>b</sub>	C <sub>b</sub>	D <sub>b</sub>	E <sub>b</sub>
G	E <sub>m</sub>	E	F#	G	A	B	C	D	E
A <sub>b</sub>	F <sub>m</sub>	F	G	A <sub>b</sub>	B <sub>b</sub>	C <sub>b</sub>	D <sub>b</sub>	E <sub>b</sub>	F
A	F# <sub>m</sub>	F#	G#	A	B	C#	D#	E#	F#
B <sub>b</sub>	G <sub>m</sub>	G	A	B <sub>b</sub>	C	D <sub>b</sub>	E <sub>b</sub>	F	G
B	G# <sub>m</sub>	G#	A#	B	C#	D#	E#	F#	G#
C	A <sub>m</sub>	A	B	C	D	E	F	G	A
D <sub>b</sub>	B <sub>b</sub> <sub>m</sub>	B <sub>b</sub>	C	D <sub>b</sub>	E <sub>b</sub>	F <sub>b</sub>	G <sub>b</sub>	A <sub>b</sub>	B <sub>b</sub>
D	B <sub>m</sub>	B	C#	D	E	F#	G#	A	B

These are natural minor scales. Raise the 7th to make them harmonic minor. The 6th note (V) is not naturally a major chord, but to be common I have indicated it as such. \* is indicated with an accent (or #) to signify the raised 7th.

Place the scale in the bottom boxes  
Put a third on top of each scale degree

Scale Degree	1	2	3	4	5	6	7
Fifth							
Third							
Root							
	I	ii	iii	IV	V	vi	vii*
	I	ii*	iii	iv	V	VI	vii*



PUT YOUR SCALE ON THIS LINE

Major Chord Qualities

Minor Chord Qualities

If you choose a minor key, you will need to raise the 7<sup>th</sup> degree of the scale

### CREATE A PROGRESSION

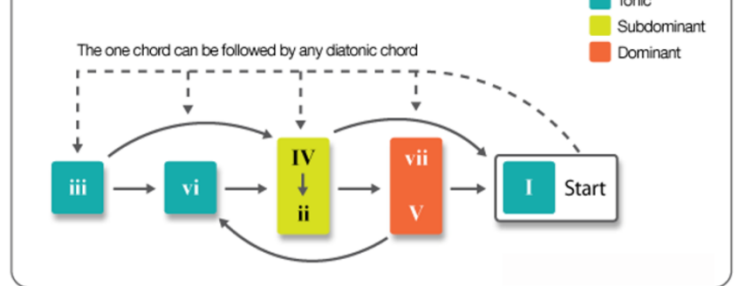
A pattern from one chord to another  
Start on 1 then you can go to 2,6, or 4.  
Say you went to 4, you could then go to 5, 2, or 7

1-2-3-4-5-6-7

1-6-4-2-7-5-3-

1-4-7-3-6-2-5-1

### Chord Motion in a Major Key



Write out your progression: